



ROMAN SHADES BLINDS

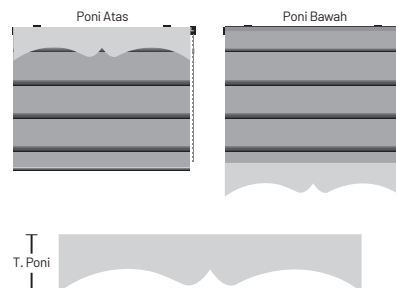


Fabric	System		Unit
	Chain	Chain w/ One Touch	
Railset (Tinggi max 3m)	505	823	/mL
BLACKOUT			
Seri CT 93	545	750	/m ²
Seri CT 87	555	760	/m ²
Seri CT 86	575	780	/m ²
Seri RS 3	630	835	/m ²
Seri CT 81	685	890	/m ²
Seri CT 90	700	905	/m ²
Seri CT 85	730	935	/m ²
Seri CT 83	750	955	/m ²
Seri CT C88, C89	880	1.085	/m ²
Seri CT 91	890	1.095	/m ²
SEMI BLACKOUT			
Seri CT 34	550	755	/m ²
Seri CT 35, CT 36	555	760	/m ²
Seri CT 44	565	770	/m ²
Seri CT 43	625	830	/m ²
Seri CT 33	920	1.125	/m ²
DIMOUT			
Seri CT 32	535	740	/m ²
Seri CT 37, CT 38, CT 39	550	755	/m ²
Seri CT 46	560	765	/m ²
Seri CT 42	585	790	/m ²
Seri RS 1, RS 2	600	805	/m ²
Seri CT 40, CT 45	605	810	/m ²
Seri CT 47	755	960	/m ²
Seri CT 49	855	1.060	/m ²

*harga dalam ribuan rupiah

Keterangan

1. Minimum ukuran L & T dihitung 1m
2. Railset minimum ukuran mL dihitung 1mL
3. Kelebihan tinggi dari Standard Railset Chain / One Touch charge Rp 43.000 / 50cm
4. Minimum ukuran L Poni 0.5mL
5. L poni <=270cm = 0,5mL x Harga Produk (Kain by Panel)
6. L poni >270cm = (L produk + 10cm) x Harga Produk (Kain by Room Height)
7. Tinggi produk <=200cm = Tinggi Poni 20cm
8. Tinggi produk 201 - 270cm = Tinggi poni 25cm
9. Tinggi produk >271cm = Tinggi poni 30cm



MODEL PONI

CHELSEA	
PARIS	
VIENA	
PICADILLI	
GOLDEN SQUARE	
RECTA	
LONDRES	

ROMAN SHADES BLINDS

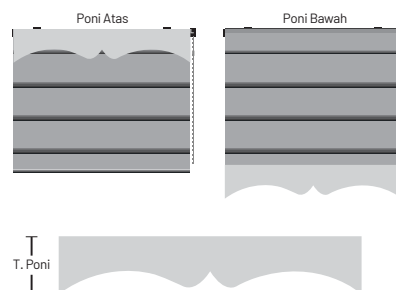


Fabric	System		Unit
	Chain	Chain w/ One Touch	
STANDARD			
Seri CT 78	465	670	/m ²
Seri RS 4, RS 5, RS6, RS 7, RS 8	555	760	/m ²
SHEER			
Seri CT 80	425	630	/m ²
Seri CT 94	440	645	/m ²
Seri CT C96	445	650	/m ²
Seri CT 67, CT 69, CT 75	450	655	/m ²
Seri CT C95	460	665	/m ²
Seri CT 56, CT 68	465	670	/m ²
Seri CT 18, CT 73	470	675	/m ²
Seri CT 72	485	690	/m ²
Seri CT 17	520	725	/m ²
Seri CT 71	540	745	/m ²
Seri CT C97	725	930	/m ²
Seri CT 55	755	960	/m ²
Seri CT 13	890	1.095	/m ²
Seri CT 14	915	1.120	/m ²
ACCESSORIES			
316 Stainless Ball Chain	101	101	/mT
Component Colour	<input type="checkbox"/>	<input type="checkbox"/>	-

*harga dalam ribuan rupiah

Keterangan

1. Minimum ukuran L & T dihitung 1m
2. Railset minimum ukuran mL dihitung 1mL
3. Kelebihan tinggi dari Standard Railset Chain / One Touch charge Rp 43.000 / 50cm
4. Minimum ukuran L Poni 0.5mL
5. L poni <=270cm = 0,5mL x Harga Produk (Kain by Panel)
6. L poni >270cm = (L produk + 10cm) x Harga Produk (Kain by Room Height)
7. Tinggi produk <=200cm = Tinggi Poni 20cm
8. Tinggi produk 201 - 270cm = Tinggi poni 25cm
9. Tinggi produk >271cm = Tinggi poni 30cm



MODEL PONI

CHELSEA	
PARIS	
VIENA	
PICADILLI	
GOLDEN SQUARE	
RECTA	
LONDRES	

ROMAN SHADES BLINDS

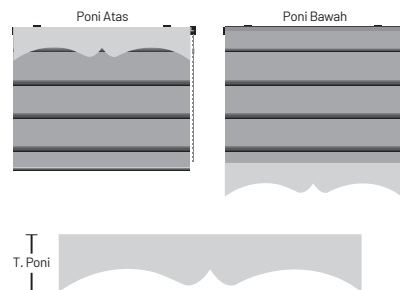


Fabric	System			Unit
	Single Cord	Chain Heavy Duty	Double Cords	
Railset (Tinggi max 3m)	515	535	885	/mL
BLACKOUT				
Seri CT 93	560	565	905	/m ²
Seri CT 87	570	575	915	/m ²
Seri CT 86	590	595	935	/m ²
Seri RS 3	645	650	990	/m ²
Seri CT 81	700	705	1.045	/m ²
Seri CT 90	715	720	1.060	/m ²
Seri CT 85	745	750	1.090	/m ²
Seri CT 83	765	770	1.110	/m ²
Seri CT C88, C89	895	900	1.240	/m ²
Seri CT 91	905	910	1.250	/m ²
SEMI BLACKOUT				
Seri CT 34	565	570	910	/m ²
Seri CT 35, CT 36	570	575	915	/m ²
Seri CT 44	580	585	925	/m ²
Seri CT 43	640	645	985	/m ²
Seri CT 33	935	940	1.280	/m ²
DIMOUT				
Seri CT 32	550	555	895	/m ²
Seri CT 37, CT 38, CT 39	565	570	910	/m ²
Seri CT 46	575	580	920	/m ²
Seri CT 42	600	605	945	/m ²
Seri RS 1, RS 2	615	620	960	/m ²
Seri CT 40, CT 45	620	625	965	/m ²
Seri CT 47	770	775	1.115	/m ²
Seri CT 49	870	875	1.215	/m ²

*harga dalam ribuan rupiah

Keterangan

1. Minimum ukuran L & T dihitung 1m
2. Railset minimum ukuran mL dihitung 1mL
3. Kelebihan tinggi dari Standard Railset charge :
 - Single Cord / Chain Heavy Duty Rp 43.000 / 50 cm
 - Double Cord Rp 86.000 / 50 cm
4. Harga Double Cord sudah termasuk Vitrage CT18 (kecuali Railset)
5. L poni <=270cm = 0,5mL x Harga Produk (Kain by Panel)
6. L poni >270cm = (L produk + 10cm) x Harga Produk (Kain by Room Height)
7. Tinggi produk <=200cm = Tinggi Poni 20cm
8. Tinggi produk 201 - 270cm = Tinggi poni 25cm
9. Tinggi produk >271cm = Tinggi poni 30cm



MODEL PONI

CHELSEA	
PARIS	
VIENA	
PICADILLI	
GOLDEN SQUARE	
RECTA	
LONDRES	

ROMAN SHADES BLINDS

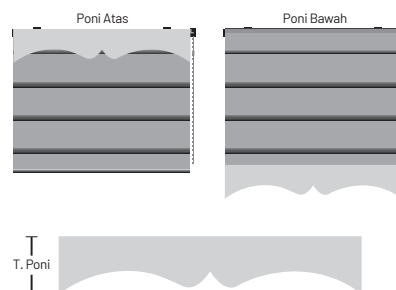


Fabric	System			Unit
	Single Cord	Chain Heavy Duty	Double Cord	
STANDARD				
Seri CT 78	480	485	825	/m ²
Seri RS 4, RS 5, RS 6, RS 7, RS 8	570	575	915	/m ²
SHEER				
Seri CT 80	440	445	-	/m ²
Seri CT 94	455	460	-	/m ²
Seri CT C96	460	465	-	/m ²
Seri CT 67, CT 69, CT 75	465	470	-	/m ²
Seri CT C95	475	480	-	/m ²
Seri CT 56, CT 68	480	485	-	/m ²
Seri CT 18, CT 73	485	490	-	/m ²
Seri CT 72	500	505	-	/m ²
Seri CT 17	535	540	-	/m ²
Seri CT 71	555	560	-	/m ²
Seri CT C97	740	745	-	/m ²
Seri CT 55	770	775	-	/m ²
Seri CT 13	905	910	-	/m ²
Seri CT 14	930	935	-	/m ²
ACCESSORIES				
316 Stainless Ball Chain	-	101	-	/mT
Component Colour	<input type="checkbox"/>	<input type="checkbox"/>	<input type="checkbox"/>	-

*harga dalam ribuan rupiah

Keterangan

1. Minimum ukuran L & T dihitung 1m
2. Railset minimum ukuran mL dihitung 1mL
3. Kelebihan tinggi dari Standard Railset charge :
 - Single Cord / Chain Heavy Duty Rp 43.000 / 50 cm
 - Double Cord Rp 86.000 / 50 cm
4. Harga Double Cord sudah termasuk Vitrage CT18 (kecuali Railset)
5. L poni <=270cm = 0,5mL x Harga Produk (Kain by Panel)
6. L poni >270cm = (L produk + 10cm) x Harga Produk (Kain by Room Height)
7. Tinggi produk <=200cm = Tinggi Poni 20cm
8. Tinggi produk 201 - 270cm = Tinggi poni 25cm
9. Tinggi produk >271cm = Tinggi poni 30cm



MODEL PONI

CHELSEA	
PARIS	
VIENA	
PICADILLI	
GOLDEN SQUARE	
RECTA	
LONDRES	

ROMAN SHADES BLINDS

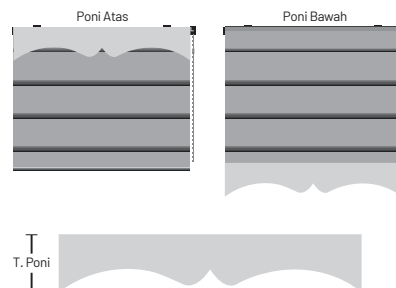


Fabric	System				Unit
	Octagonal	Tube 63 w/ Ring Guide	CLS 40	CLS 50	
BLACKOUT					
Seri CT 93	305	310	530	600	/m ²
Seri CT 87	315	320	540	610	/m ²
Seri CT 86	335	340	560	630	/m ²
Seri RS 3	390	395	615	685	/m ²
Seri CT 81	445	450	670	740	/m ²
Seri CT 85	490	495	715	785	/m ²
Seri CT 82	475	480	700	770	/m ²
Seri CT 83	510	515	735	805	/m ²
SEMI BLACKOUT					
Seri CT 34	310	315	535	605	/m ²
Seri CT 35, CT 36	315	320	540	610	/m ²
Seri CT 44	325	330	550	620	/m ²
Seri CT 41	365	370	590	660	/m ²
Seri CT 43	385	390	610	680	/m ²
Seri CT 31	620	625	845	915	/m ²
Seri CT 33	680	685	905	975	/m ²
DIMOUT					
Seri CT 32	295	300	520	590	/m ²
Seri CT 37, CT 38, CT 39	310	315	535	605	/m ²
Seri CT 46	320	325	545	615	/m ²
Seri CT 42	345	350	570	640	/m ²
Seri CT 40, CT 45	365	370	590	660	/m ²
Seri RS 1, RS 2	360	365	585	655	/m ²
Seri CT 64	665	670	890	660	/m ²
Seri CT 65	765	770	990	1.060	/m ²

*harga dalam ribuan rupiah

Keterangan

1. Minimum ukuran L & T dihitung 1m
2. L poni <=270cm = 0,5mL x Harga Produk (Kain by Panel)
3. L poni >270cm = (L produk + 10cm) x Harga Produk (Kain by Room Height)
4. Tinggi produk <=200cm = Tinggi Poni 20cm
5. Tinggi produk 201 - 270cm = Tinggi poni 25cm
6. Tinggi produk >271cm = Tinggi poni 30cm



MODEL PONI

CHELSEA	
PARIS	
VIENA	
PICADILLI	
GOLDEN SQUARE	
RECTA	
LONDRES	

ROMAN SHADES BLINDS

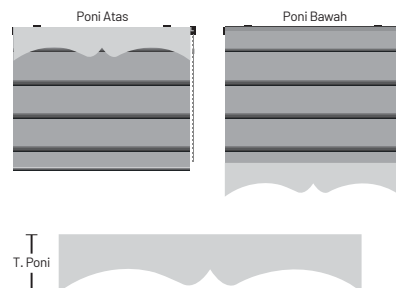


Fabric	System				Unit
	Octagonal	Tube 63 w/ Ring Guide	CLS 40	CLS 50	
STANDARD					
Seri CT 78	225	230	450	520	/m ²
Seri RS 4, RS 5, RS 6, RS 7, RS 8	350	355	575	645	/m ²
SHEER					
Seri CT 80	185	190	410	480	/m ²
Seri CT C96	205	210	430	500	/m ²
Seri CT 94	200	205	425	495	/m ²
Seri CT 67, CT 69, CT 75	210	215	435	505	/m ²
Seri CT 56, CT 68	225	230	450	520	/m ²
Seri CT 18, CT 73	230	235	455	525	/m ²
Seri CT 72	245	250	470	540	/m ²
Seri CT 17	280	285	505	575	/m ²
Seri CT 71	300	305	525	595	/m ²
Seri CT 11	355	360	580	610	/m ²
Seri CT 61	440	445	665	735	/m ²
Seri CT 55	515	520	740	810	/m ²
Seri CT 13	650	655	875	945	/m ²
Seri CT 14	675	680	900	970	/m ²
PLASTIC					
Plastic	-	95	-	-	/m ²

*harga dalam ribuan rupiah

Keterangan

1. Minimum ukuran L & T dihitung 1m
2. Minimum ukuran L Poni 0.5mL
3. L poni <=270cm = 0,5mL x Harga Produk (Kain by Panel)
4. L poni >270cm = (L produk + 10cm) x Harga Produk (Kain by Room Height)
5. Tinggi produk <=200cm = Tinggi Poni 20cm
6. Tinggi produk 201 - 270cm = Tinggi poni 25cm
7. Tinggi produk >271cm = Tinggi poni 30cm



MODEL PONI

CHELSEA	
PARIS	
VIENA	
PICADILLI	
GOLDEN SQUARE	
RECTA	
LONDRES	

ROMAN SHADES BLINDS



Somfy®	System					Unit
	Altus 40 4/16 Receiver	Sonesse 40 6/20 Receiver	Ariane 50 6/32 No Receiver	Atlas 50 15/32 No Receiver	Altus 50 6/32 Receiver	
ALUMINIUM						
Box Octagonal	1.900	1.900	-	-	-	/mL
Tube 63 w/ Ring Guide	-	-	2.350	2.350	2.350	/mL
Box CLS 40	3.750	3.750	-	-	-	/mL
Box CLS 50	-	-	4.160	4.160	4.160	/mL
MOTOR						
Box Octagonal	6.215	10.445	-	-	-	/set
Tube 63 w/ Ring Guide	-	-	5.455	6.870	8.825	/set
Box CLS 40	6.035	10.260	-	-	-	/set
Box CLS 50	-	-	4.930	6.345	8.325	/set
ACCESSORIES						
Wall Switch 1	-	-	470	470	-	/piece
Wireless Wall Switch 1	1.191	1.191	-	-	1.191	/piece
Situo 1	1.008	1.008	-	-	1.008	/piece
Situo 2	1.492	1.492	-	-	1.492	/piece
Situo 5	1.895	1.895	-	-	1.895	/piece
Telis 16	6.082	6.082	-	-	6.082	/piece
Telis 6 w/ Timer	6.887	6.887	-	-	6.887	/piece
Dry Contact Receiver	-	-	-	-	-	/piece
Sun Sensor	5.512	5.512	-	-	5.512	/piece
Rain Sensor	13.500	13.500	-	-	13.500	/piece

*harga dalam ribuan rupiah

Keterangan

1. Minimum ukuran L Aluminium dihitung 1mL
2. Rain Sensor khusus untuk Roman Shade Plastic

ROMAN SHADES BLINDS



Somfy®	System					Unit
	Altus 50 10/32 Receiver	ILT 50 6/32 No Receiver	Altus 50 30/17 Receiver	Atlas 50 15/32 External Receiver	Sonnesse Ultra 50 6/20 Receiver (Quiet)	
ALUMINIUM						
Box Octagonal	-	-	-	-	-	/mL
Tube 63 w/ Ring Guide	2.350	2.350	2.350	2.350	2.350	/mL
Box CLS 40	-	-	-	-	-	/mL
Box CLS 50	4.160	4.160	4.160	4.160	4.160	/mL
MOTOR						
Box Octagonal	-	-	-	-	-	/set
Tube 63 w/ Ring Guide	9.585	9.655	9.885	11.035	17.330	/set
Box CLS 40	-	-	-	-	-	/set
Box CLS 50	9.085	9.130	9.360	10.510	16.830	/set
ACCESSORIES						
Wall Switch 1	-	-	-	-	-	/piece
Wireless Wall Switch 1	1.191	1.191	1.191	1.191	1.191	/piece
Situo 1	1.008	1.008	1.008	1.008	1.008	/piece
Situo 2	1.492	1.492	1.492	1.492	1.492	/piece
Situo 5	1.895	1.895	1.895	1.895	1.895	/piece
Telis 16	6.082	6.082	6.082	6.082	6.082	/piece
Telis 6 w/ Timer	6.887	6.887	6.887	6.887	6.887	/piece
Dry Contact Receiver	-	4.350	-	-	-	/piece
Sun Sensor	5.512	5.512	5.512	5.512	5.512	/piece
Rain Sensor	13.500	-	13.500	13.500	13.500	/piece

*harga dalam ribuan rupiah

Keterangan

1. Minimum ukuran L Aluminium dihitung 1mL
2. Rain Sensor khusus untuk Roman Shade Plastic

ROMAN SHADES BLINDS



Alia®	System				Unit
	AM 35 6/28 No Receiver	AM 35 6/28 Receiver	AM 45 10/30 No Receiver	AM 45 6/28 No Receiver (Quiet)	
ALUMINIUM					
Box Octagonal	1.900	1.900	-	-	/mL
Tube 63 w/ Ring Guide	-	-	2.350	2.350	/mL
Box CLS 40	-	3.750	-	-	/mL
Box CLS 50	-	-	-	-	/mL
MOTOR					
Box Octagonal	1.800	1.965	-	-	/set
Tube 63 w/ Ring Guide	-	-	2.125	2.475	/set
Box CLS 40	-	1.775	-	-	/set
Box CLS 50	-	-	-	-	/set
ACCESSORIES					
Wall Switch w/ Receiver 1	635	-	635	635	/piece
Wireless Wall Switch 1	-	419	-	-	/piece
Wireless Wall Switch 2	-	479	-	-	/piece
Remote 1	-	364	-	-	/piece
Remote 2	-	390	-	-	/piece
Remote 6	-	415	-	-	/piece

*harga dalam ribuan rupiah

Keterangan

1. Minimum ukuran L Aluminium dihitung 1mL

ROMAN SHADES BLINDS



Alia®	System			Unit
	AM 45 30/17 Receiver	AM 45 10/30 Receiver	AM 45 6/28 External Receiver (Quiet)	
ALUMINIUM				
Box Octagonal	-	-	-	/mL
Tube 63 w/ Ring Guide	2.350	2.350	2.350	/mL
Box CLS 40	-	-	-	/mL
Box CLS 50	4.160	4.160	-	/mL
MOTOR				
Box Octagonal	-	-	-	/set
Tube 63 w/ Ring Guide	2.745	2.775	3.157	/set
Box CLS 40	-	-	-	/set
Box CLS 50	2.205	2.530	-	/set
ACCESSORIES				
Wall Switch w/ Receiver 1	-	-	-	/piece
Wireless Wall Switch 1	419	419	419	/piece
Wireless Wall Switch 2	479	479	479	/piece
Remote 1	364	364	364	/piece
Remote 2	390	390	390	/piece
Remote 6	415	415	415	/piece

*harga dalam ribuan rupiah

Keterangan

1. Minimum ukuran L Aluminium dihitung 1mL

ROMAN SHADES BLINDS



Bardi	System			Unit
	BARDI AM 45 30/17 Receiver	BARDI AM 45 20/17 Receiver	BARDI AM 45 10/30 Receiver	
ALUMINIUM				
Tube 63 w/ Ring Guide	2.350	2.350	2.350	/mL
Box CLS 50	4.160	4.160	4.160	/mL
MOTOR				
Tube 63 w/ Ring Guide	3.420	3.420	3.470	/set
Box CLS 50	2.895	2.895	2.945	/set